



• comfort • convenience • energy saving

Hotel room automation includes a variety of products and applications that can be combined in various ways to suit a business' specific needs.

Hotel room automation uses systems and solutions to turn off lights and HVAC operation when a room is unoccupied - the two biggest users of energy in hotels. Because hotel guest typically do not practice good energy conservation behavior when checked into a room, there is significant opportunity for the hotel industry to capture energy and other savings through automation. One solution, the room HVAC and lighting can be switched to then occupied mode when a guest is checked in at the front desk.

[www.SmartHomeBus.com](http://www.SmartHomeBus.com)



**A Motorized Devices**  
Control your motorized curtains, projectors and screens.



**B Hotel Door Bell**  
Bell, display the room number and card reader, DND, Clean room, Pick up laundry.




**C Bedside Tabletop**  
Control your lights, audio, video, curtains, air conditioning from your bedside.



**D Master Room Card Control**  
Control your hotel room mood DND sets your desired temperature, lighting and disables doorbell.




**E Air Conditioning**  
Maintain your desired room temperature to give you just the right atmosphere.



**F Lighting and dimming**  
Control and dim your hotel room lamps, spot and bathroom lights.




**G Sockets**  
Control on and off or electrical appliances.



**H Sensors**  
For energy saving and intelligent control.



**I Entertainment**  
Manage your audio systems from your favorite music collection, media library or IPOD



**J Security**  
Door and window magnetic contacts for security against burglar and intruders.



**K Elegance**  
Enjoy bath time with the mirror tv and for convenience of misted mirrors, use mirror defogger.

