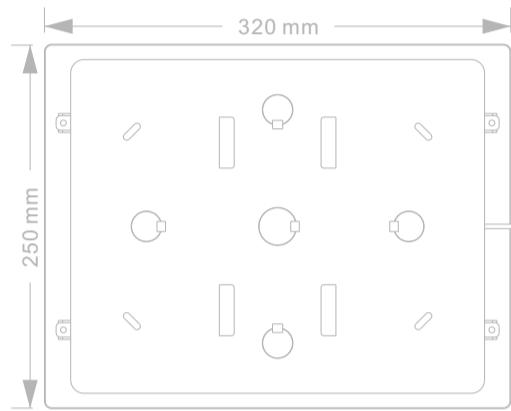
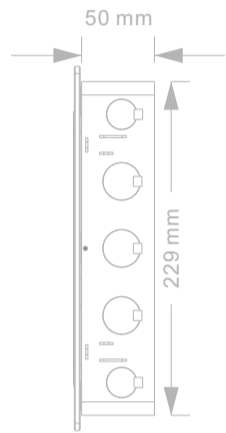


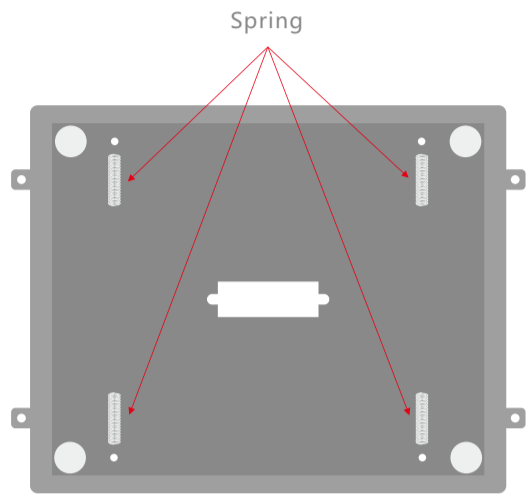
# The Wall Box For iPad

Wall Box for Ipad / Android with Cover is designed to enable easy, stylish mounting of the iPad on a wall at home or in commercial environments. The Stainless Steel front panel provides a high quality finish and is available also in Black

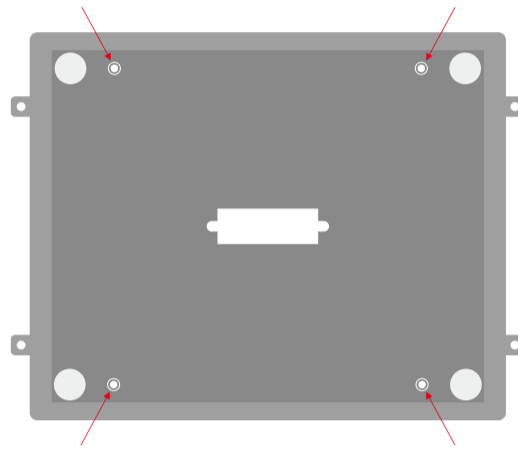
Spring loaded, easy adjustment. Fits both iPad1, iPad2, iPad3, iPad4, iPad Air with simple Mounting ability. Can be customized by Installer to fit android tablets ++ (good for Both dry and cement Walls. hides charger and Accessories elegantly. easy Magnet latch Technology



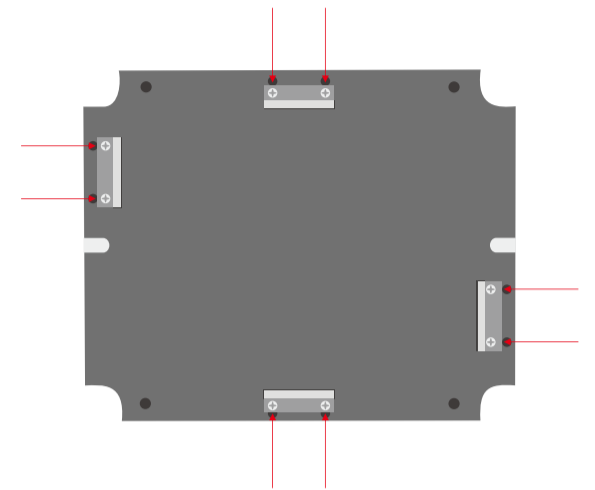
# How to install



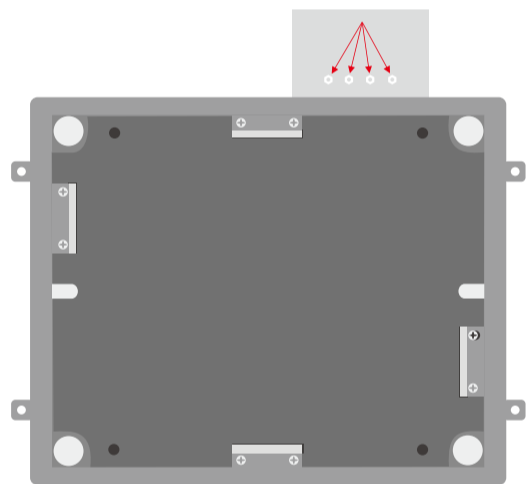
Step 1 : Ready to put on the Spring for each corner



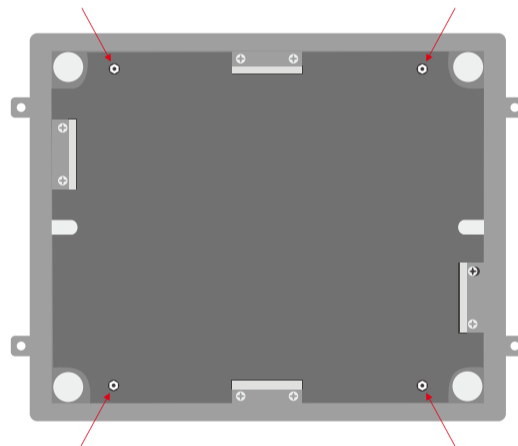
Step 2 : Put on the spring like the below picture shows



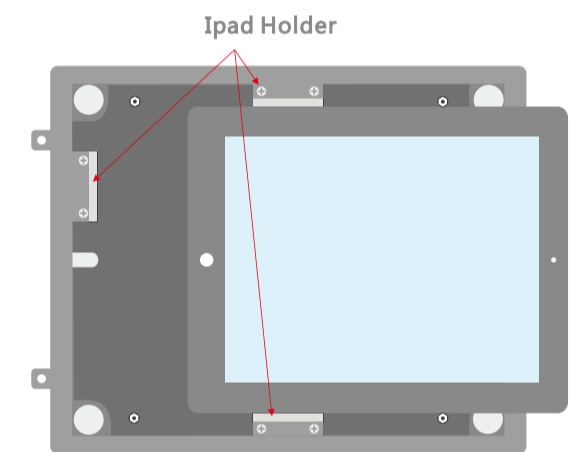
Step 3 : Use eight small screws to fix the iPad plate holder



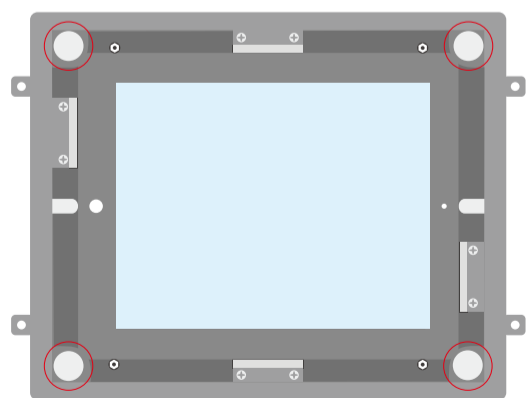
Step 4 : Push it hard inside the hole with spring




Step 5 : Screw the nuts in the 4 holes




Step 6 : Put the iPad inside the iPad Holder



Step 7 : The iPad is now attached in iPad holder .  
Then put the 4 magnets in 4 corners



Step 8 : Put in the 4 corners the small metal linings  
then put tape to attach them in the metal cover



Here is the finished product setup